

| | |
|----------|------------|
| APPLICAD | RCL |
| CHECKED | RCL |
| VERSION | DATE |
| EST1 | 09/07/2016 |
| DDV2 | 11/21/2016 |
| ARC1 | 12/22/2016 |
| ARC2 | 01/25/2017 |
| PER1 | 02/07/2017 |

ROBERT C. LOWREY, AIA
 ARCHITECT
 POST OFFICE BOX 2688
 MURRELLS INLET, SOUTH CAROLINA 29576

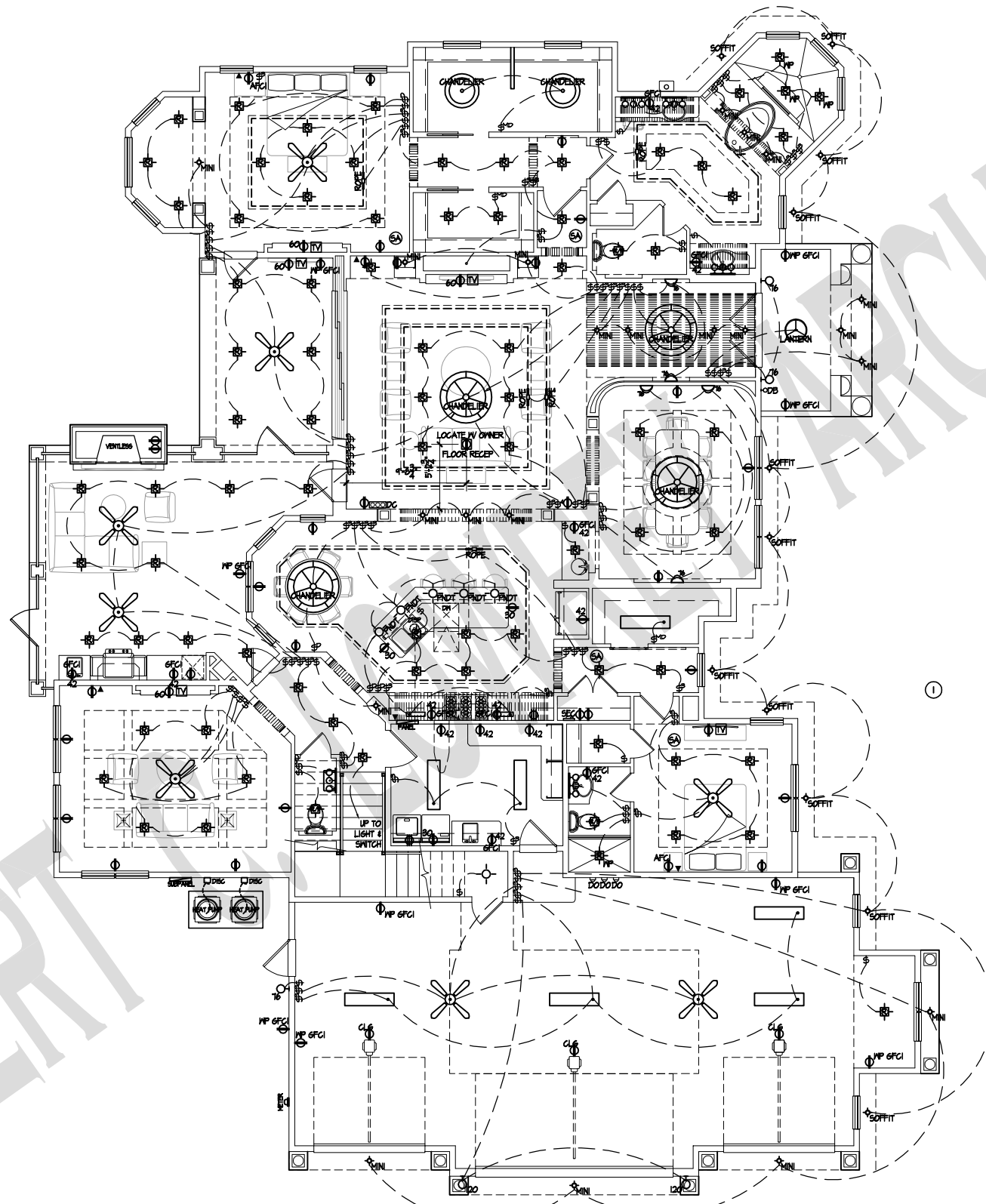
A CUSTOM RESIDENCE FOR
 DAVID & LESLIE JOHNSON
 GRANDE DUNES, MILANO, LOT 30, MYRTLE BEACH, SOUTH CAROLINA

LIMITED ARCHITECTURAL SERVICES
 PROJECT NO. 2016022

DRAWING
A8
 SHEET 11 OF 12

| ELECTRICAL SYMBOL LEGEND | | |
|--------------------------|----------------------------------|-----|
| SYMBOL | DESCRIPTION | QTY |
| ⊕ | ALARM, SMOKE | 4 |
| ⊕ | CABLE TV JACK | 5 |
| ⊕ | CHIME, DOOR | 1 |
| ⊕ | DISPOSAL | 1 |
| ⊕ | DOOR BELL | 1 |
| ⊕ | ELECTRIC DISCONNECT | 2 |
| ⊕ | ELECTRIC METER | 1 |
| ⊕ | ELECTRIC PANEL | 1 |
| ⊕ | ELECTRIC SUB PANEL | 1 |
| ⊕ | FAN, CEILING | 8 |
| ⊕ | LIGHT, 1 X 4 FLUORESCENT | 7 |
| ⊕ | LIGHT, BATH INCANDESCENT | 5 |
| ⊕ | LIGHT, CEILING INCANDESCENT | 1 |
| ⊕ | LIGHT, LANTERN | 1 |
| ⊕ | LIGHT, LS CHANDELIER | 4 |
| ⊕ | LIGHT, MINI-CAN | 21 |
| ⊕ | LIGHT, PENDANT | 5 |
| ⊕ | LIGHT, RECESSED CAN | 74 |
| ⊕ | LIGHT, RECESSED CAN FAN | 9 |
| ⊕ | LIGHT, RECESSED CAN W/P | 4 |
| ⊕ | LIGHT, RECESSED SOFFIT | 11 |
| ⊕ | LIGHT, ROPE | 5 |
| ⊕ | LIGHT, SMALL CHANDELIER | 2 |
| ⊕ | LIGHT, UNDERCOUNTER | 2 |
| ⊕ | LIGHT, WALL MOUNTED INCANDESCENT | 5 |
| ⊕ | LIGHT, WALL SCONCE | 5 |
| ⊕ | PUSH BUTTON, GARAGE DOOR | 9 |
| ⊕ | RECEPTACLE, 220 | 2 |
| ⊕ | RECEPTACLE, DUPLEX | 94 |
| ⊕ | RECEPTACLE, DUPLEX AFCI | 2 |
| ⊕ | RECEPTACLE, DUPLEX GFCI | 14 |
| ⊕ | RECEPTACLE, DUPLEX WATERPROOF | 4 |
| ⊕ | RECEPTACLE, FLOOR DUPLEX | 1 |
| ⊕ | SECURITY PANEL | 1 |
| ⊕ | SWITCH, DIMMER | 14 |
| ⊕ | SWITCH, FOUR-WAY | 1 |
| ⊕ | SWITCH, MOTION DETECTOR | 4 |
| ⊕ | SWITCH, SINGLE POLE | 56 |
| ⊕ | SWITCH, THREE-WAY | 47 |
| ⊕ | TELEPHONE JACK | 5 |

NOTE: QUANTITIES LISTED ARE FOR THIS SHEET ONLY. Duplex receptacle quantities list ONLY owner required receptacles. Additional receptacles are required to comply with Chapter 54 POWER AND LIGHTING DISTRIBUTION of the International Residential Code.



1. THIS PLAN IS INTENDED TO SHOW APPROXIMATE LOCATIONS OF LIGHT FIXTURES, POWER RECEPTACLES, TELEPHONE JACKS, AND TV CABLE JACKS. EXACT FIXTURE LOCATIONS SHOULD BE COORDINATED WITH THE OWNER.
2. ELECTRICAL CONTRACTOR IS RESPONSIBLE FOR ELECTRICAL CIRCUIT DESIGN, LOADS, AND LAYOUT.
3. ELECTRICAL RECEPTACLES SHOWN AND NOTED ARE TO BE INSTALLED IN ADDITION TO THE REQUIREMENTS OF THE LATEST NATIONAL ELECTRIC CODE.
4. ALL SMOKE DETECTORS SHALL BE INTERCONNECTED.
5. ALL BRANCH 15AMP AND 20AMP CIRCUITS IN BEDROOMS SHALL BE PROTECTED BY AFCI-Fault Circuit Interrupter.
6. DUPLEX RECEPTACLES SHALL BE A MAXIMUM OF 20" ABOVE COUNTER TOPS.
7. EXTERIOR FLOOD LIGHTS SHALL BE HOODED.
8. CONTRACTOR SHALL PROVIDE & INSTALL SOUND SYSTEM PER SPECIFICATIONS AND CONTRACT. COORDINATE UNIT AND SPEAKER LOCATIONS WITH OWNER.
9. CONTRACTOR SHALL PROVIDE & INSTALL SECURITY SYSTEM PER SPECIFICATIONS AND CONTRACT. COORDINATE CONTROL AND ALARM LOCATIONS WITH OWNER.

GENERAL ELECTRICAL NOTES

① FIELD VERIFY HEIGHT ABOVE FINISH FLOOR FOR WALL MOUNTED LIGHTS WITH ARCHITECT OR INTERIOR DESIGNER

① ELECTRICAL PLAN ~ 1ST FLOOR LAYOUT
 3/16" = 1'-0"




THIS DRAWING, AS AN INSTRUMENT OF SERVICE, SHALL NOT BE REPRODUCED OR REUSED IN WHOLE OR IN PART WITHOUT THE WRITTEN PERMISSION OF Robert Lowrey Architect. ARCHITECTURAL DRAWINGS ARE PROTECTED UNDER U.S. GOVERNMENT COPYRIGHT LEGISLATION

LOWREY DESIGN GROUP, INC. HAS NOT BEEN ENGAGED TO PERFORM CONSTRUCTION ADMINISTRATION SERVICES.

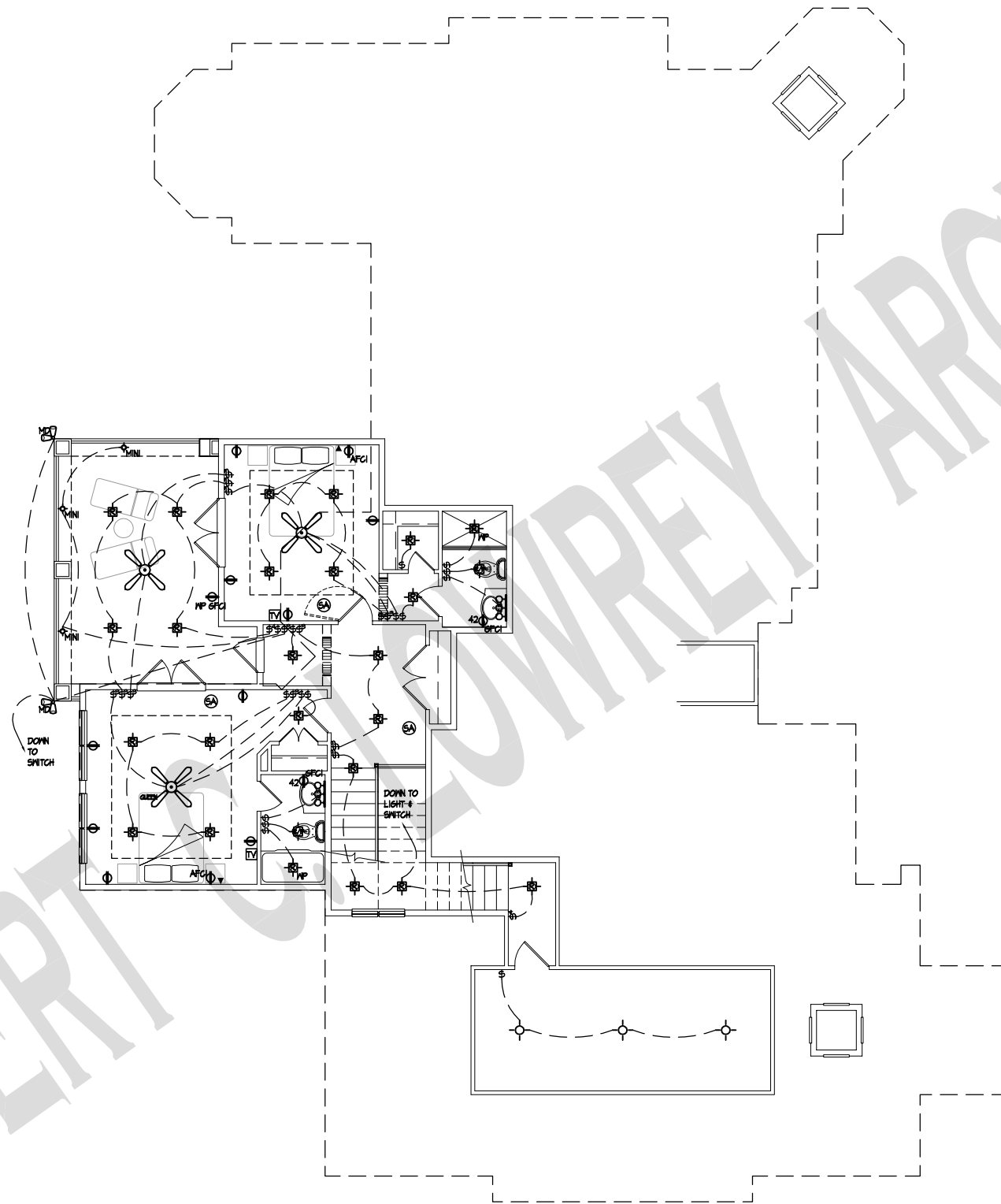
THIS DRAWING, AS AN INSTRUMENT OF SERVICE, SHALL NOT BE REPRODUCED OR REUSED IN WHOLE OR IN PART WITHOUT THE WRITTEN PERMISSION OF Robert Lowrey Architect. ARCHITECTURAL DRAWINGS ARE PROTECTED UNDER U.S. GOVERNMENT COPYRIGHT LEGISLATION.

PERMIT SET



| DRAWN | |
|----------|------------|
| APPLICAD | |
| CHECKED | |
| RCL | |
| VERSION | DATE |
| EST1 | 09/07/2016 |
| DDV2 | 11/21/2016 |
| ARC1 | 12/22/2016 |
| ARC2 | 01/25/2017 |
| PER1 | 02/07/2017 |

| ELECTRICAL SYMBOL LEGEND | | |
|--------------------------|-----------------------------------|-----|
| SYMBOL | DESCRIPTION | QTY |
| | ALARM, SMOKE | 3 |
| | CABLE TV JACK | 2 |
| | FAN2, CEILING | 3 |
| | LIGHT, BATH INCANDESCENT | 2 |
| | LIGHT, CEILING INCANDESCENT | 3 |
| | LIGHT, DUAL FLOOD MOTION DETECTOR | 2 |
| | LIGHT, MINI-CAN | 3 |
| | LIGHT, RECESSED CAN | 22 |
| | LIGHT, RECESSED CAN FAN | 2 |
| | LIGHT, RECESSED CAN WP | 2 |
| | RECEPTACLE, DUPLEX | 4 |
| | RECEPTACLE, DUPLEX AFCI | 2 |
| | RECEPTACLE, DUPLEX GFCI | 2 |
| | RECEPTACLE, DUPLEX WATERPROOF | 1 |
| | SWITCH, FOUR-WAY | 2 |
| | SWITCH, SINGLE POLE | 16 |
| | SWITCH, THREE-WAY | 12 |
| | TELEPHONE JACK | 2 |



ROBERT C. LOWREY, AIA
 ARCHITECT
 POST OFFICE BOX 2688
 MURRELLS INLET, SOUTH CAROLINA 29576

A CUSTOM RESIDENCE FOR
 DAVID & LESLIE JOHNSON
 GRANDE DUNES, MILANO, LOT 30, MYRTLE BEACH, SOUTH CAROLINA

LOWREY DESIGN GROUP, INC HAS NOT BEEN ENGAGED TO PERFORM CONSTRUCTION ADMINISTRATION SERVICES.

LIMITED ARCHITECTURAL SERVICES

PROJECT NO. 2016022

DRAWING

A9

SHEET 12 OF 12

1 ELECTRICAL PLAN ~ 2ND FLOOR LAYOUT
 3/16" = 1'-0"

